

GHG HARPARKASH COLLEGE OF EDUCATION FOR WOMEN, SIDHWAN KHURD, LUDHIANA (PUNJAB) ALUMNI FEEDBACK

Institution has a history of more than seventy years, its alumni can be traced into various fields. The following analysis can be deduced from the alumni feedback:

All alumni feel proud that they are the students of this college. They are thankful to the college for providing quality education in such a rural place. They appreciate the dedicated, friendly and cooperative attitude of the college staff. They show their indebtedness towards college for the efforts and hard work of the faculty. They admit that the college played crucial role in shaping their professional, ethical and personal life. They admit that their association with the college not only enabled them to acquire a degree but also it helped them to become human beings and the college also helped to inculcate human values among them and enriched every sphere of their life. They proudly confess that the college developed their confidence from the college programmes and the teacher's encouragement for student's participation in these programmes, they acknowledge the contribution of the college in developing their communication, leadership qualities, social commitment and responsibilities and they become social and built lifelong relationships only because of the college. They admit that the college provided those wings so that they can fly high to pursue their goals. They give credit to the college for their present position in life.

Best experience and remarkable memory:

They recollect the friendly teachers and homely atmosphere of the college. They miss the college days, activities and sports events. They do not forget the warmth of relation between students and teachers.

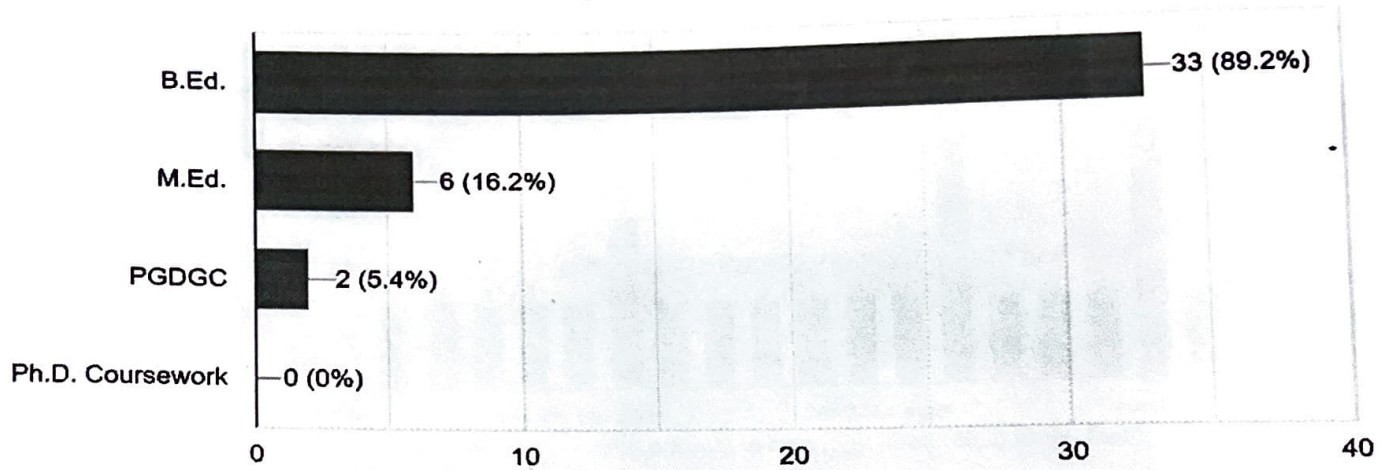
Suggestions:

The following suggestions can be deduced from the analysis of alumni feedback

- More alumni involvement in college events
- Improvement in canteen

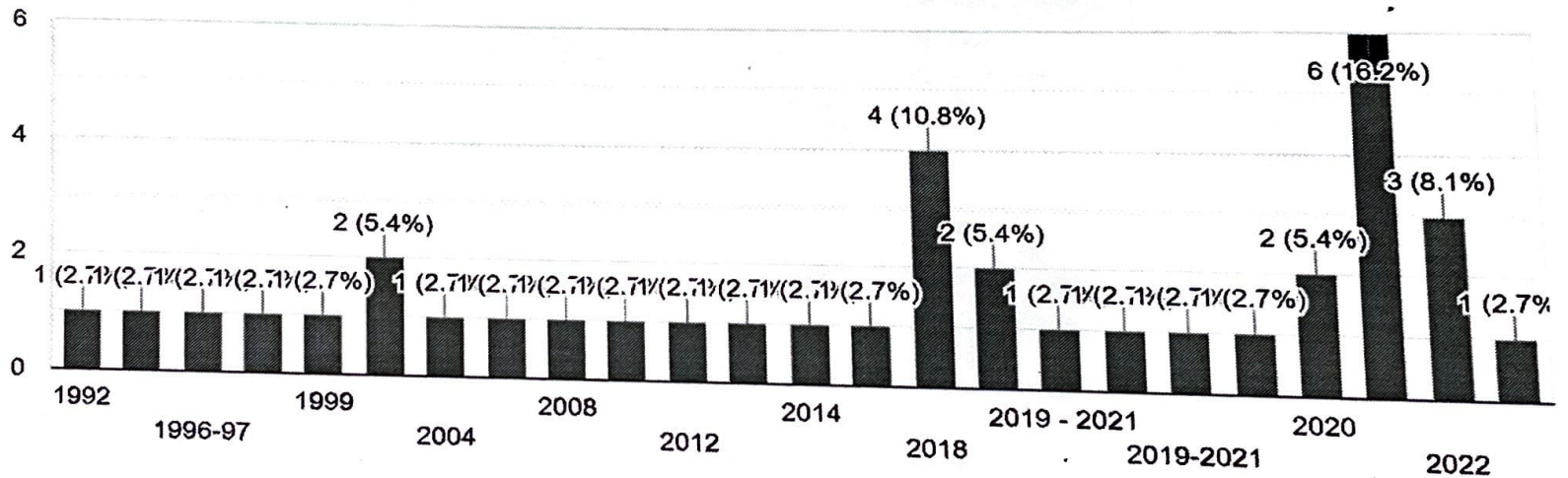
Name of the course completed

37 responses



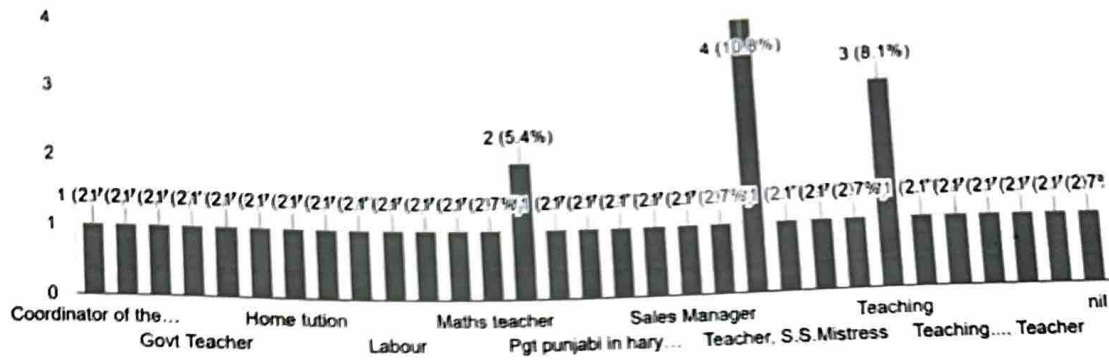
Year of completion of course

37 responses



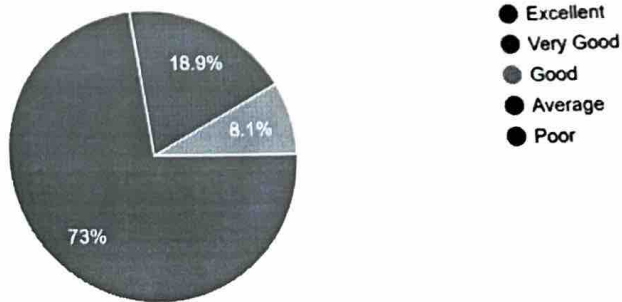
Present Occupation and Designation

37 responses



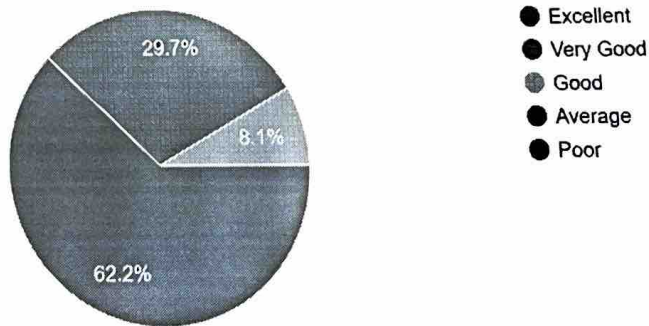
1. How do you rate the courses that you have learnt in the college in relation to your current job / occupation?

37 responses



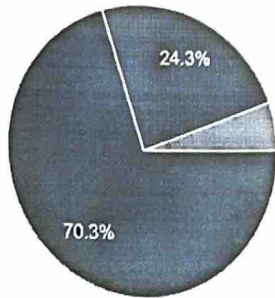
2. Infrastructure and Lab facilities

37 responses



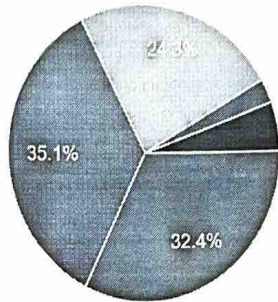
021	Meetin
	Meetin
2021	M.Ed
1-	IQAC
	Health
	One D
	Senat
	Meeti
	Two
	Proje
	Khur
	Disc
	Proje
	Majn
	Inde
	Proje
	Gan
	The
	Pan
	Fare
	The
	to
	st
	x
	v

3. Faculty
37 responses



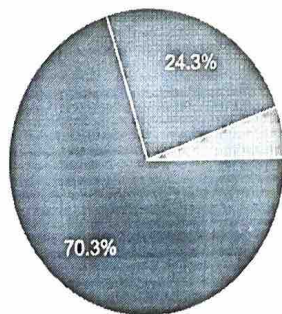
- Excellent
- Very Good
- Good
- Average
- Poor

4. Canteen Facilities
37 responses



- Excellent
- Very Good
- Good
- Average
- Poor

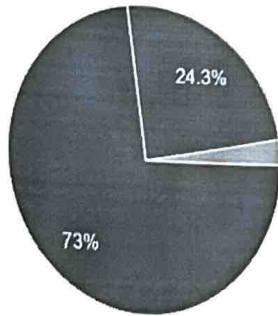
5. Library
37 responses



- Excellent
- Very Good
- Good
- Average
- Poor

6. Office Staff

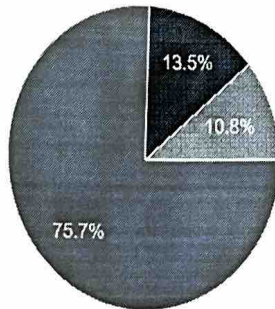
37 responses



- Excellent
- Very Good
- Good
- Average
- Poor

8. Educational Resources

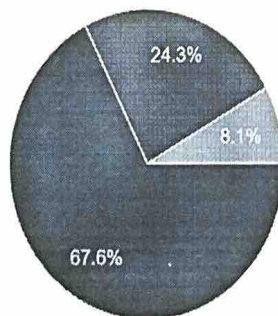
37 responses



- Excellent
- Very Good
- Good
- Average
- Poor

9. Admission Procedure

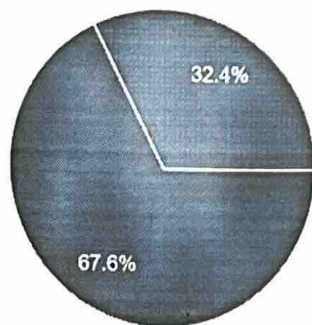
37 responses



- Excellent
- Very Good
- Good
- Average
- Poor

10. Co-curricular Activities

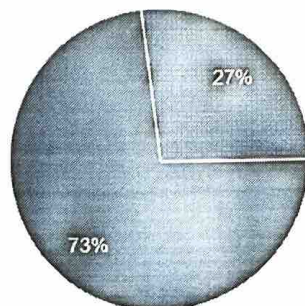
37 responses



- Excellent
- Very Good
- Good
- Average
- Poor

11. Teaching and Learning


37 responses



- Excellent
- Very Good
- Good
- Average
- Poor

12. Growth opportunities for students

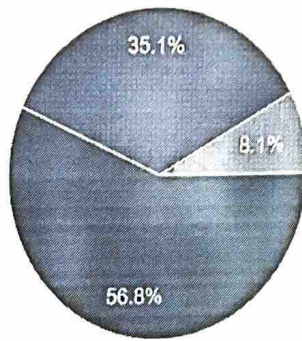
37 responses



- Excellent
- Very Good
- Good
- Average
- Poor

13. Training and Placement


37 responses



- Excellent
- Very Good
- Good
- Average
- Poor

14. Overall Rating of the College


37 responses



- Excellent
- Very Good
- Good
- Average
- Poor

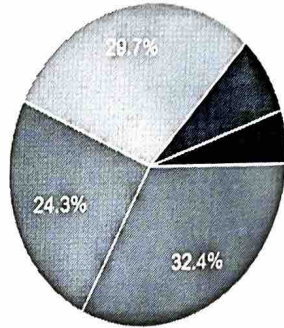
15. Are you satisfied with the efforts taken by the College to connect with its Alumni?

37 responses



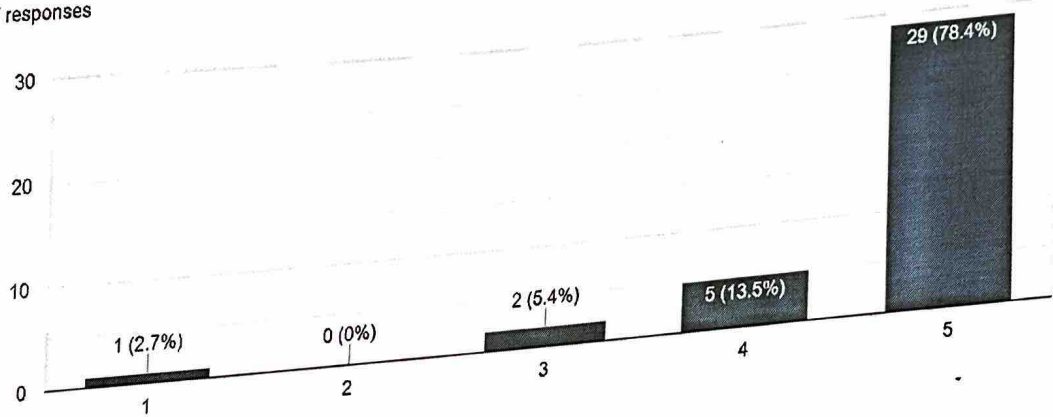
- Yes
- Somewhat
- No

16. How would you like to contribute towards the development of the College? (Please tick the appropriate response)
37 responses



- Guest Lectures/Knowledge Partnerships
- Placements/Internships
- Seminars/Workshops
- Special Training Classes
- Financial Assistance in terms of Sponsorship/Scholarship

17. How would you rate your overall experience in the college? Please select your ratings on the scale 1 to 5. Higher the score better the perception/experience.
37 responses



ACTION TAKEN REPORT

- The college has taken sets to enhance participation of alumni in college activities and events.
- The college contemplating to avail assistance of alumni in annual gathering.
- The college contemplating to improve canteen facility for students


IQAC Coordinator

Dr. Kiran Duggal


Principal
Dr. Amandeep kaur

G.H.G. Harparkash College
of Education for Women
SIDHWAN KHURD (Ldh.)

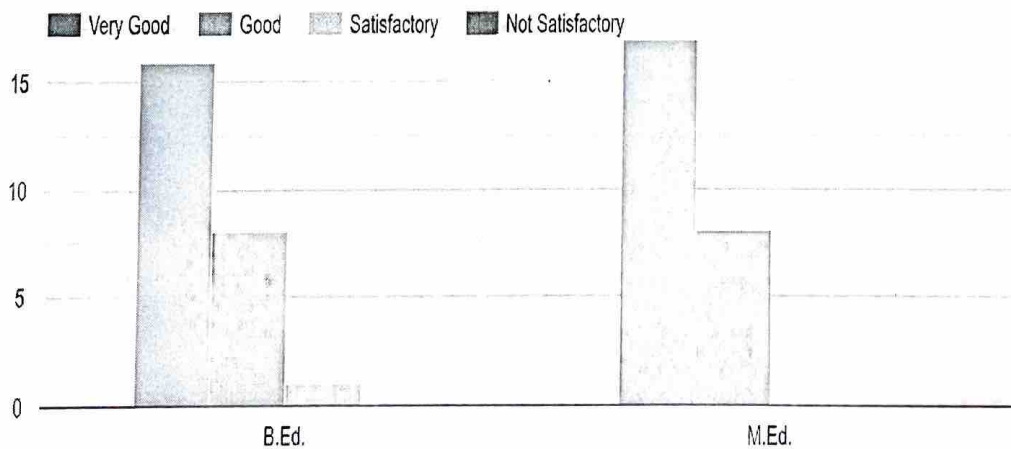
G.H.G.Harparkash College of Education for Women,
Sidhwan Khurd Ludhiana

Empolyer Feeddback Analysis on Curriculum 2021-22


Data Collection and Analysis

An effort was made to received from the employers of the college. For this purpose a google fom was created and send to the employers by email and through whats app. As many as 25 responses have been received from the employers which are on curriculum develop teaching skills, up to date course content course as per the need of the schools, development of communication skills, development of leadership qualities, use of innovative methodology, elevated the personality of the teachers, helpful in use of innovative instructional media, how far curriculum enable the teachers to tackle upcoming challenges in the field of education etc. In order to arrive to comprehensive results and effective presentation of the data, various types of graphs have been prepared. The analysis of the feedback obtained by the employers on the curriculum is compiled as below:

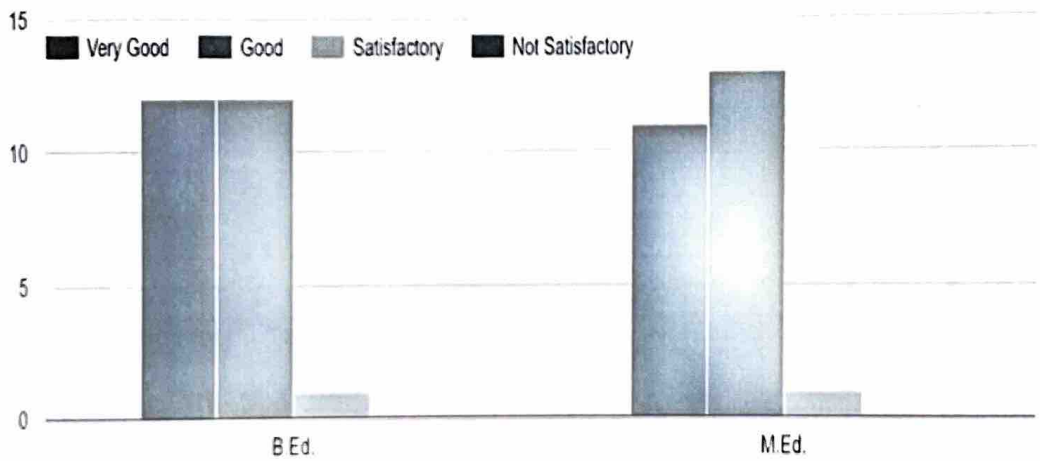
1. Curriculum for the development of Teaching Skills



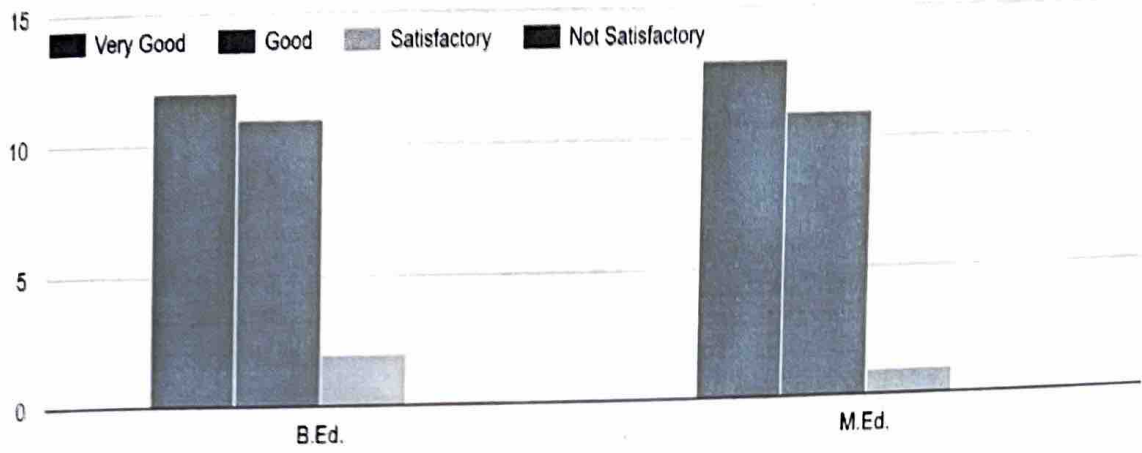
2. Up to date Course Content




3. Course as per needs of School



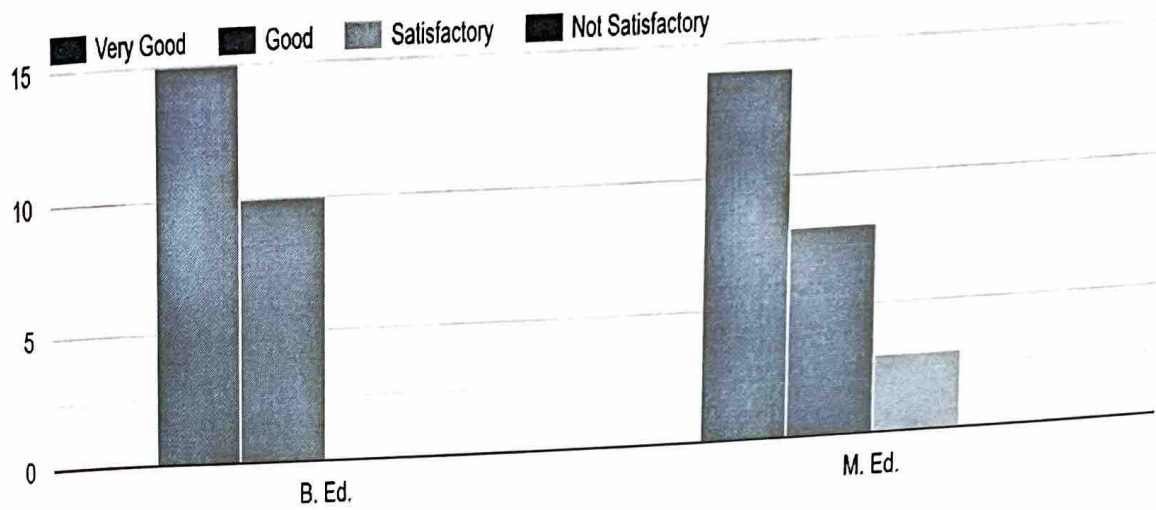
4. Curriculum for the development of Communication skills




5. Curriculum for the Development of Leadership qualities



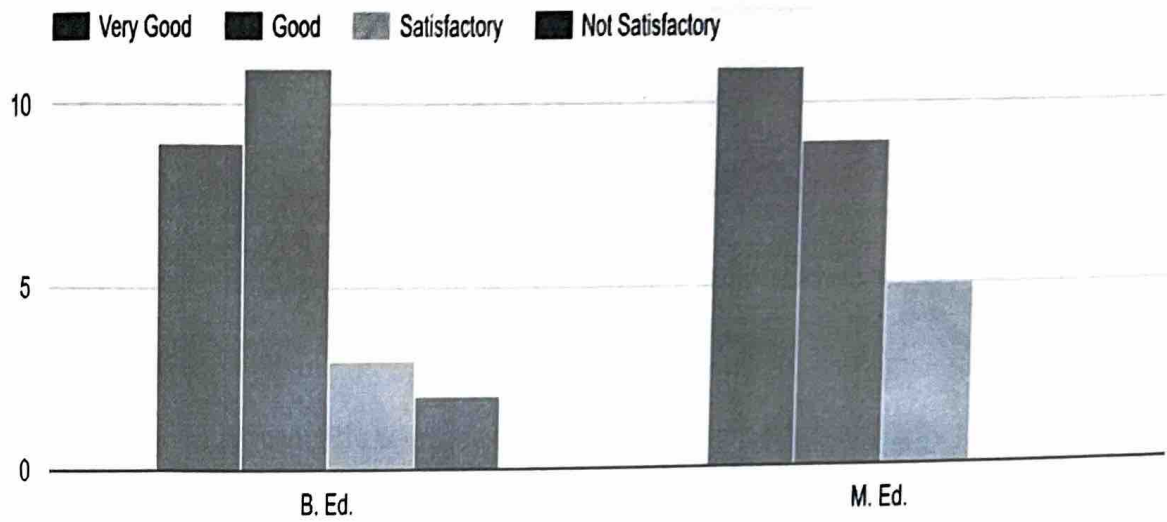
6. Curriculum enable the teachers to use Innovative Teaching methodology



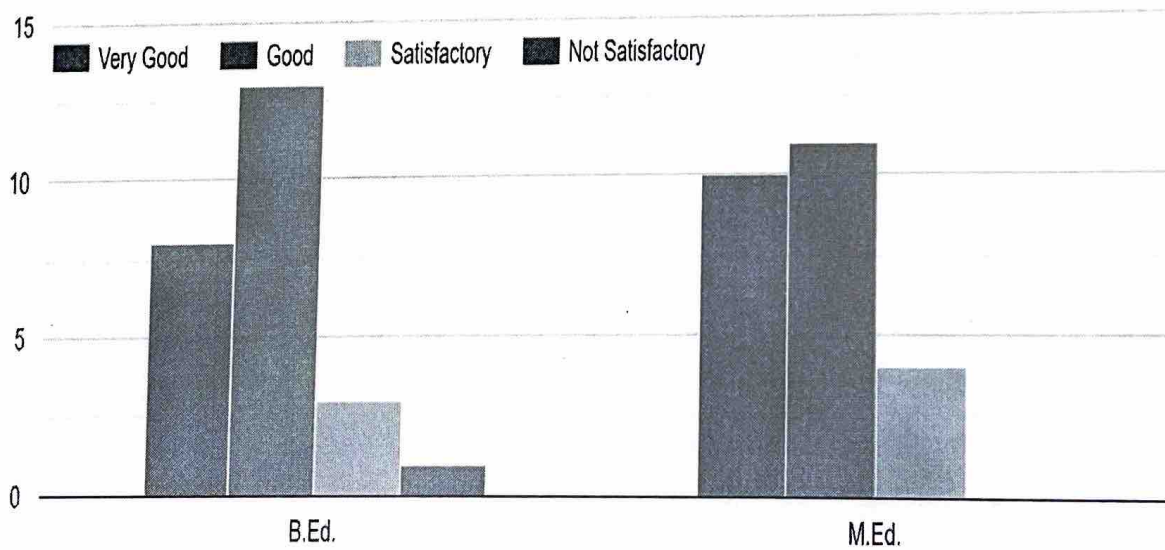
7. Elevate the over all personality of the Teachers.



8. Curriculum enable the teachers to tackle upcoming challenges in the field of Education



9. Curriculum build the capacity among teachers to use innovative instructional media



G.H.G.HARPARKASH COLLEGE OF EDUCATION FOR WOMEN, SIDHWAN KHURD, LUDHIANA

STUDENTS FEEDBACK ANALYSIS REPORT: 2021-22

DATA COLLECTION AND ANALYSIS

An effort was made to receive feedback from all students of the college. For this purpose, a google form was created and sent to student's. As many as 42 responses have been received from the students. In order to get comprehensive results, various types of graphs have been used.

STUDENT FEEDBACK

1. STUDENT PROFILE:

CHART-1 Course Wise Classification of Student Response

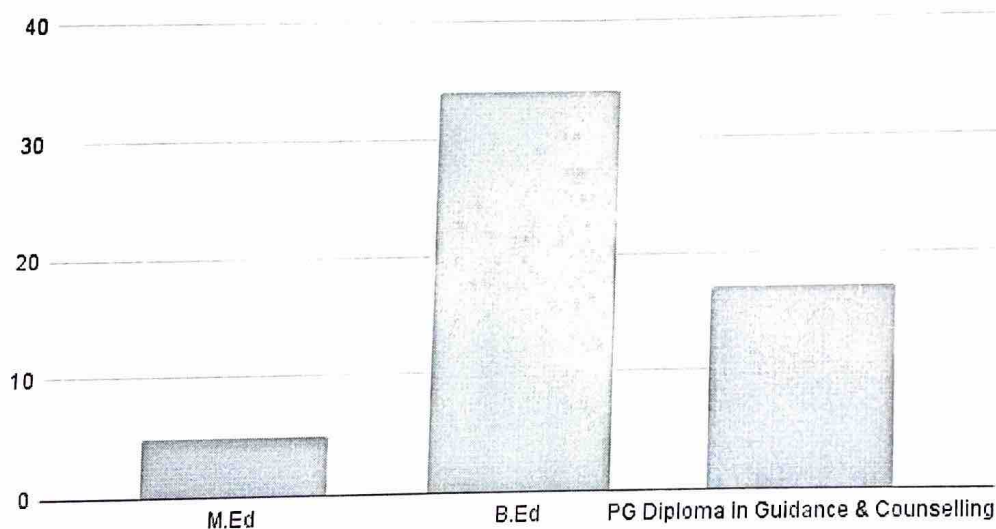


Chart-1 : depicts the course-wise classification of student responses. It was noticed that, B.Ed Course was the major contributory of the survey. Responses were received from B.Ed ,PG Diploma in Guidance & Counselling students and M.Ed students.

STUDENTS FEEDBACK ANALYSIS REPORT : 2021-22

1. STUDENT FEEDBACK ON (CURRICULUM PLANNING, IMPLEMENTATION & EVALUATION)

CHART-2 Curriculum content was adequate

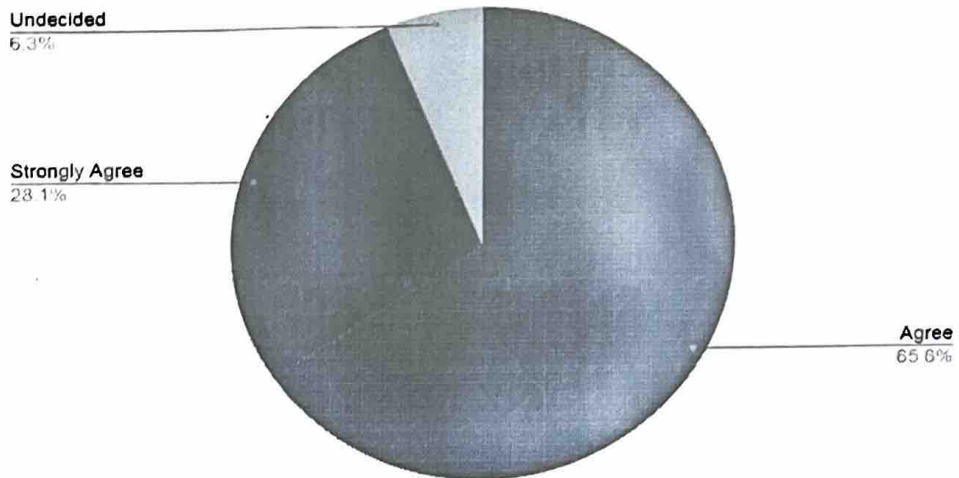


Chart-2 depicts 28.1% students were strongly agree, 65.6% students were agree but only 6.3% were undecided about the adequacy of the curriculum.

Chart-3 Curriculum content was interesting

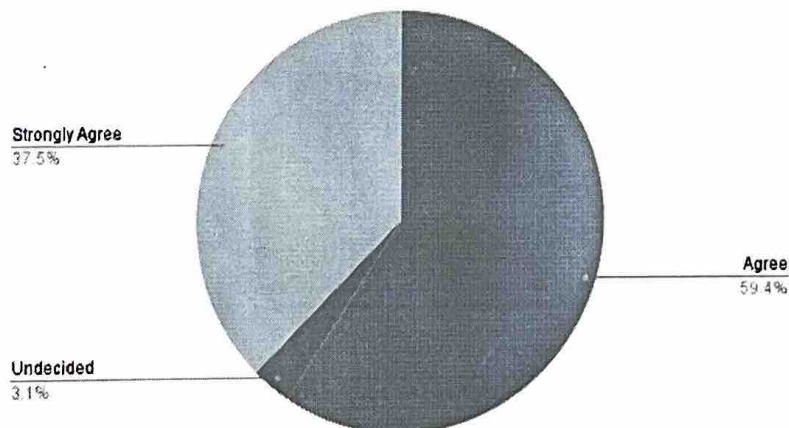


Chart-3 depicts 37.5% students were strongly agree, 59.4% students were agree and 3.1% students were undecided about the students interest in the curriculum

STUDENTS FEEDBACK ANALYSIS REPORT : 2021-22

CHART-4 Curriculum fulfilling your expectation

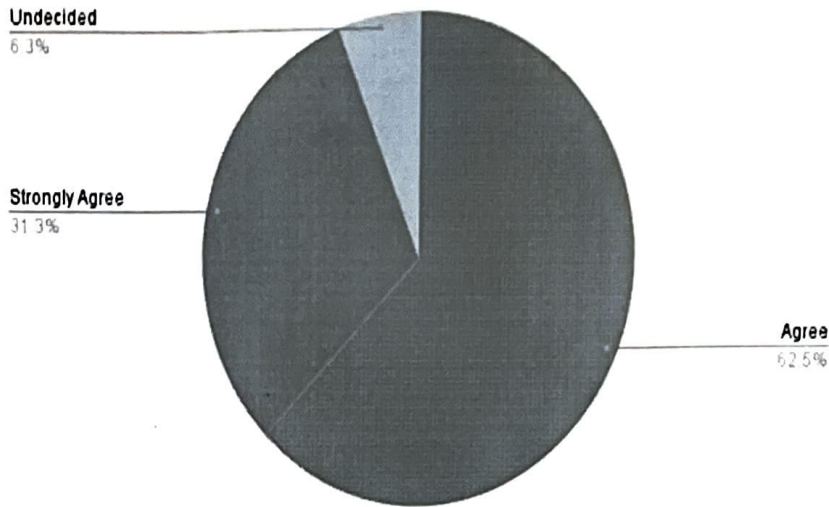


Chart-4 depicts 31.3% students were strongly agree, 62.5% students were agree, 6.3% were undecided about fulfilling their expectation regarding curriculum.

CHART- 5 Curriculum helping in developing your personality

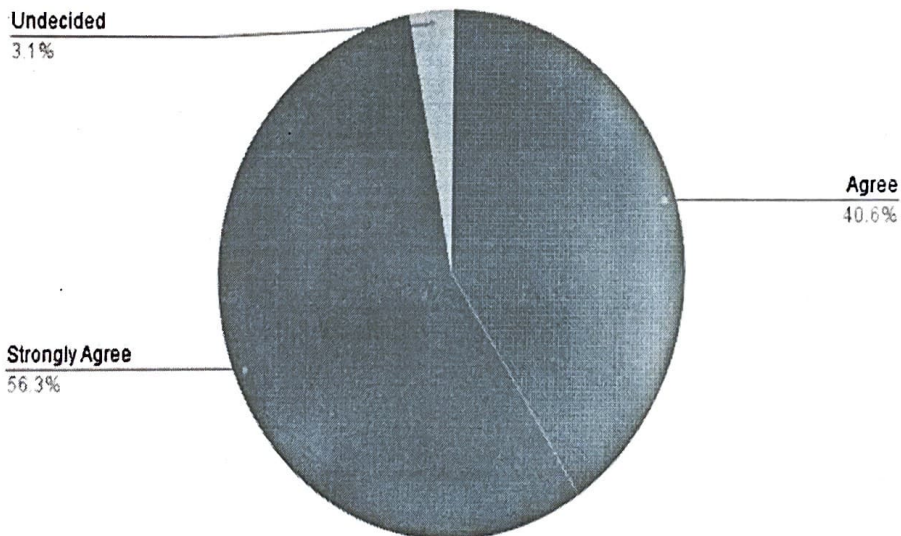


Chart-5 depicts 56.3% students were strongly agree, 40.6% students were agree and 3.1% were undecided regarding the development of personality in the students through curriculum

STUDENTS FEEDBACK ANALYSIS REPORT : 2021-22

CHART- Curriculum is relevant for the solution of problems faced by students




Chart-6 depicts 37.5% students were strongly agree and 59.4% students were agree and 3.1% were undecided with respect to the relevance of the curriculum for the solution of the problems faced by the students

CHART- 7 Curriculum helped in developing your teaching skills




Chart-7 depicts 53.1% students were strongly agree, 46.9% students were agree with respect to the curriculum helpful in developing the teaching skills of the students.

STUDENTS FEEDBACK ANALYSIS REPORT : 2021-22

CHART-8 Recommended Books were available in the library

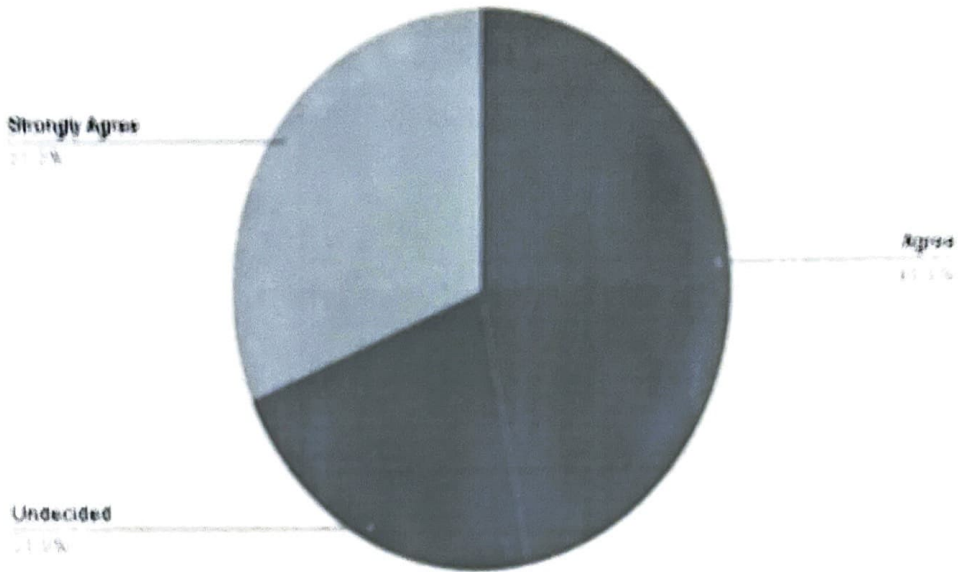


Chart-8 depicts 31.3% students were strongly agree, 46.9% students were agree and 21.9% were undecided regarding the availability of recommended books by the teachers in the library

CHART-9 ICT facilities were adequate

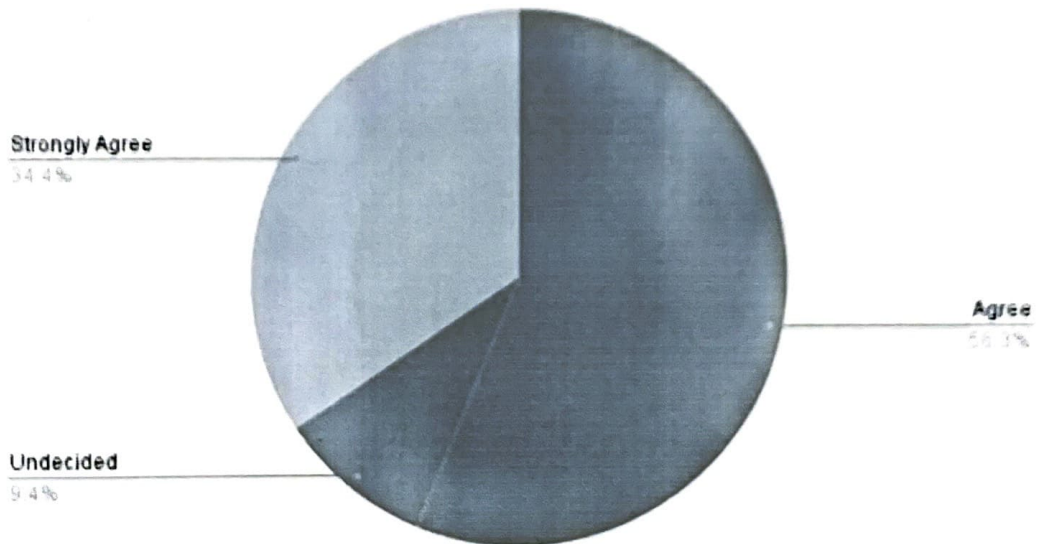


Chart-9 depicts 34.4% students were strongly agree, 56.3% students were agree and 9.4% were undecided regarding the adequacy of the ICT facility.

STUDENTS FEEDBACK ANALYSIS REPORT : 2021-22

CHART-12 Feedback was given for continous improvement

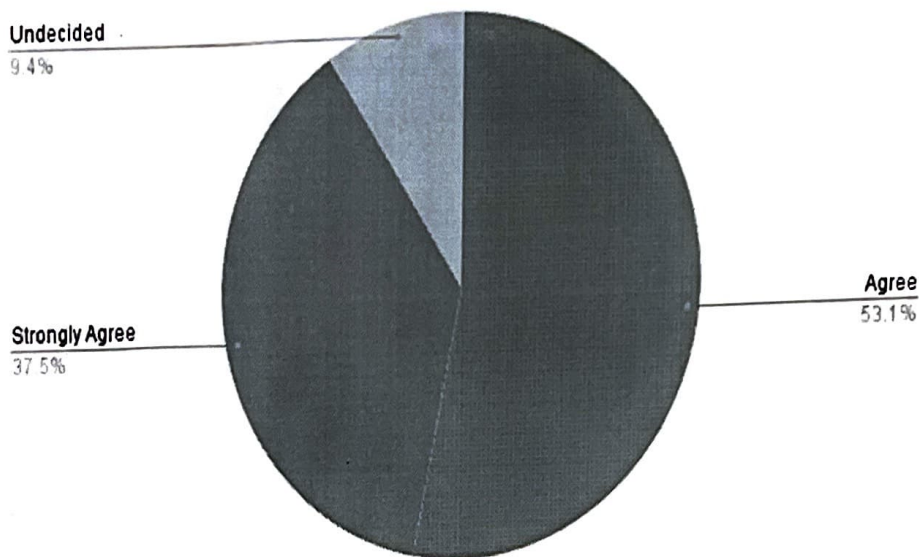


Chart-12 depicts 37.5% students were strongly agree, 53.1% students were agree but only 9.4% were undecided regarding the feedback given for continuous improvement.

STUDENTS FEEDBACK ANALYSIS REPORT : 2021-22

STUDENT FEEDBACK ON TEACHERS

An effort was made to receive the student feedback on teachers. As many as 10 questions were asked to the student on the various aspects like teacher's regularity, communication skills, knowledge of subject, etc. A sum of 87 responses was received from the students and same is discussed below.

CHART-13 Knowledge of Subject

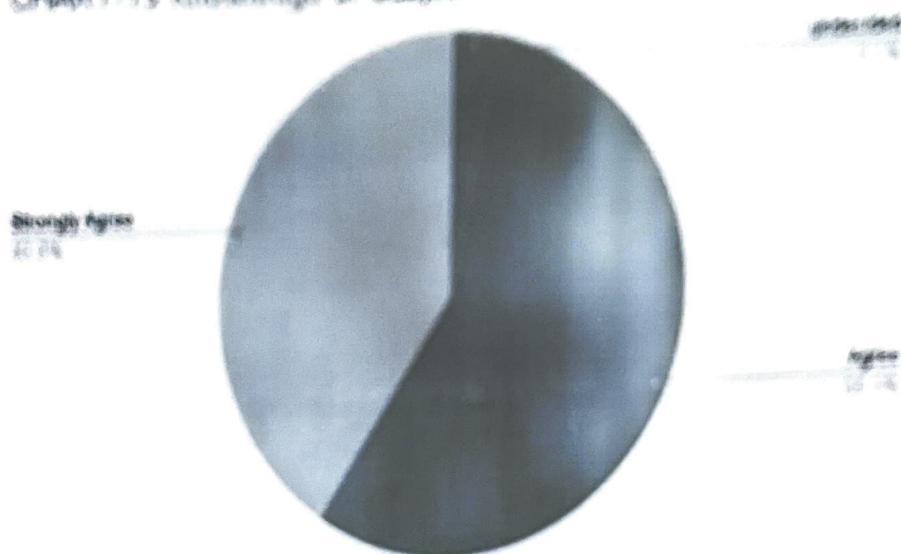


Chart-13 depicts 40.6% students were strongly agree, 56.3% were agree but only 3.1% student were undecided about the subject knowledge of the teacher.

STUDENTS FEEDBACK ANALYSIS REPORT : 2021-22

CHART-14 Good Expression/Communication Skills




Chart-14 depict 46.9% students were strongly agree, 50% were agree but 3.1% were students undecided regarding the good expression & communication skills of teacher.

CHART-15 Very Punctual

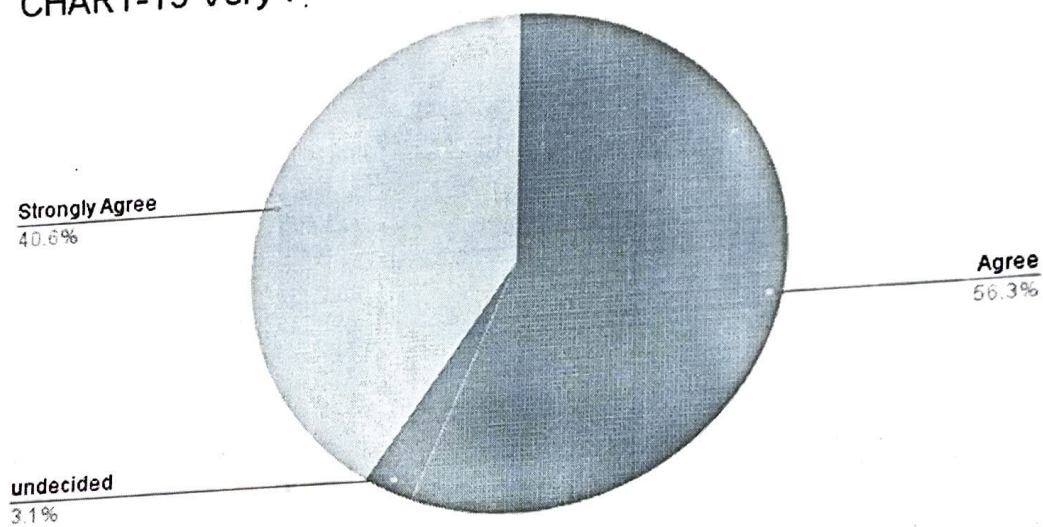


Chart-15 depicts 40.6% students were strongly agree, 56.3% were agree but 3.1% students undecided regarding the punctuality of the teachers.

STUDENTS FEEDBACK ANALYSIS REPORT : 2021-22

CHART-16 Good behaviour




Chart-16 depicts 56.3% students were strongly agree, 43.8% agree regarding the behaviour of the teachers.

CHART-17 Ability to integrate course material with current issues

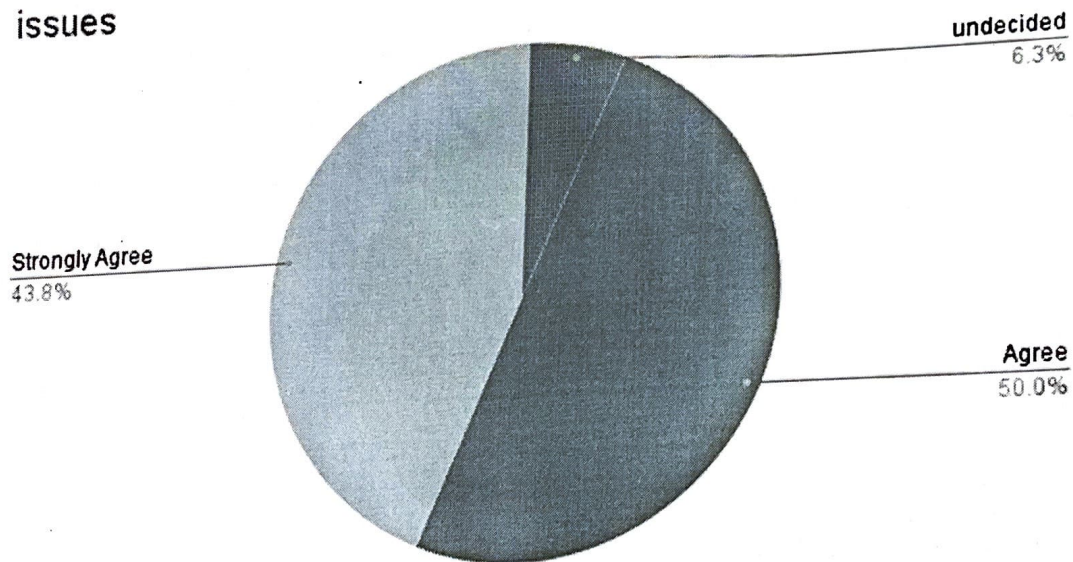


Chart-17 depicts 43.8% students were strongly agree, 50% agree but 6.3% students was undecided regarding the ability of the teachers to integrate course material with current issue.

STUDENTS FEEDBACK ANALYSIS REPORT : 2021-22

CHART-18 Questioning/Encouraging students participation

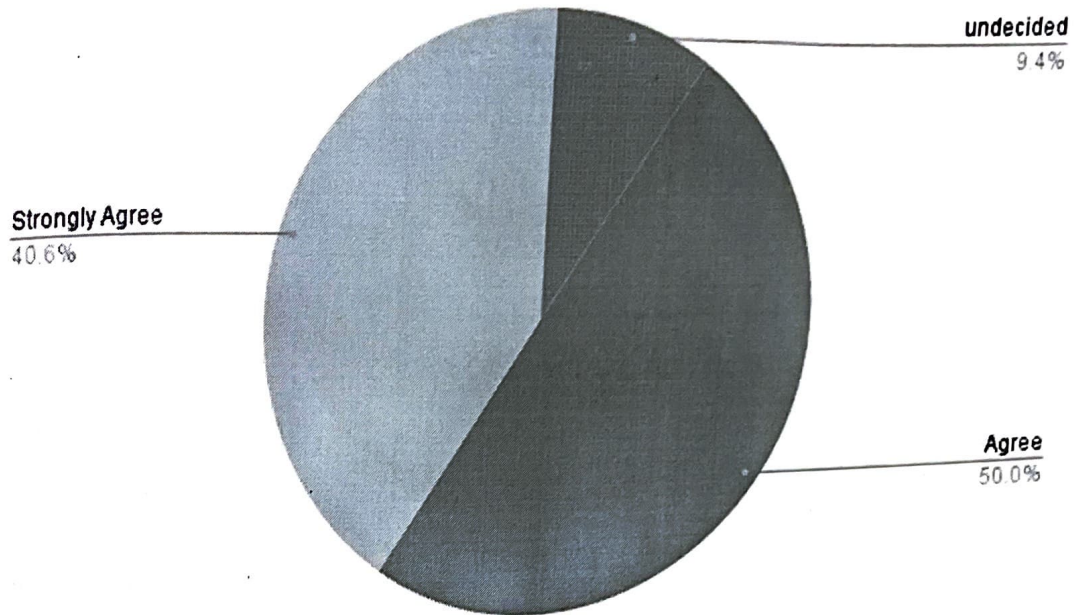


Chart-18 depicts 40.6% students were strongly agree, 50% agree but 9.4% students were undecided regarding pupils participation in the class through questioning

CHART-19 Help provided by teacher in and out of the class




Chart-19 depicts 53.1% students were strongly agree, 46.9% were agree regarding the help provided by the teachers in and outside the class.

STUDENTS FEEDBACK ANALYSIS REPORT : 2021-22

CHART-20 Ability to organise ppt presentation/e content/ video lectures/assignments

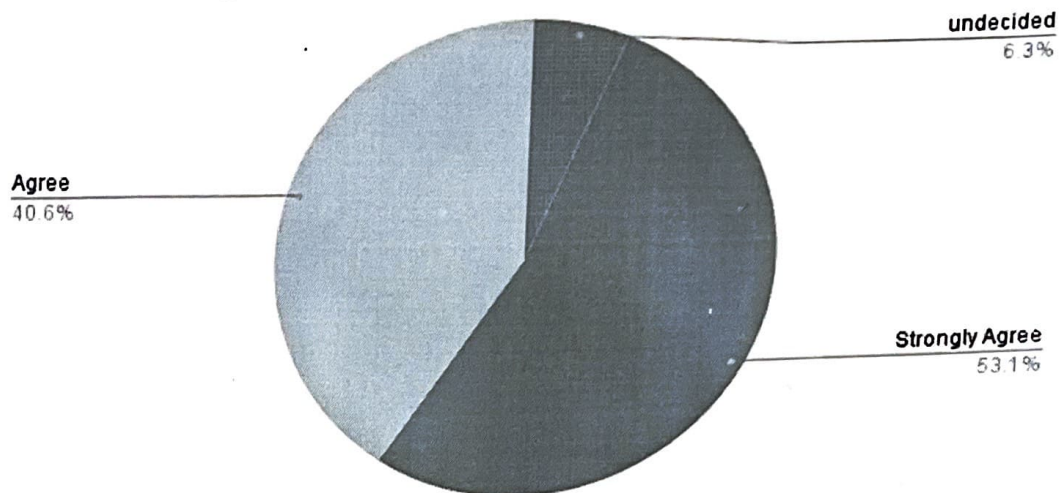


Chart-20 depicts 53.1% students were strongly agree, 40% were agree but 6.3% students were undecided regarding the ability of teachers to organize ppt/e content/ video lectures/assignments for students.

CHART-21 [Guidance for teaching skill development or Reference material




Chart-21 depicts 40.6% students were strongly agree, 59.4% of them agree regarding the guidance provided by the teachers for teaching skill development or reference material

STUDENTS FEEDBACK ANALYSIS REPORT : 2021-22

CHART-22 Sufficient feedback by the teacher




Chart-22 46.9% students were strongly agree and 46.9% were agree 3.1% student were undecided about sufficient feedback given by the teachers

STUDENTS FEEDBACK ANALYSIS REPORT : 2021-22

CHART-23 Ability to maintain discipline

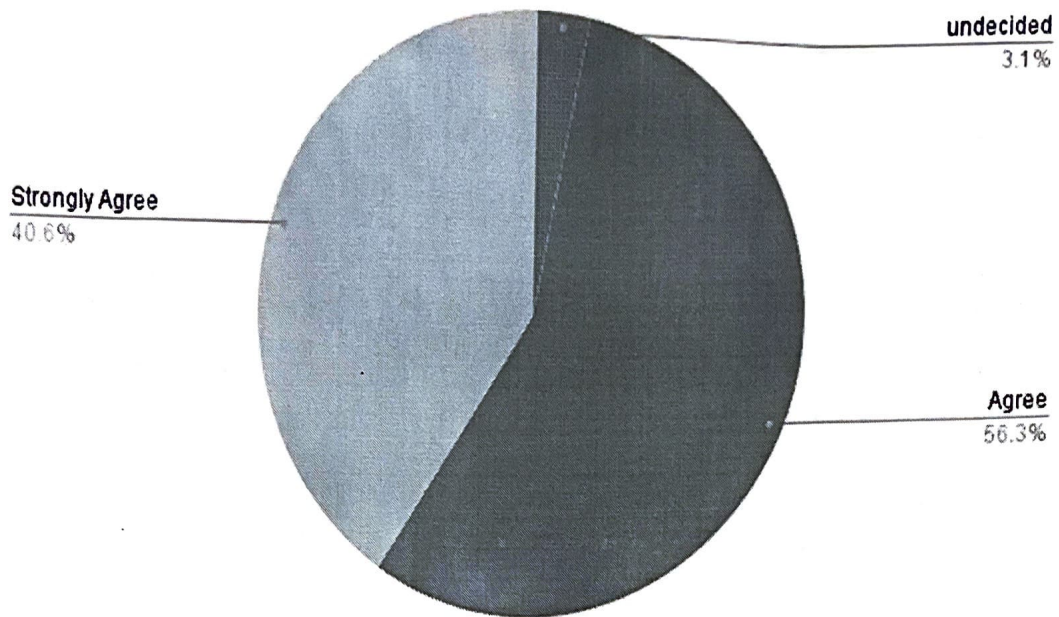


Chart-23 depicts 40.6% students were strongly agree and 56.3% were agree and 3.1 % student undecided about the ability of the teachers to maintain discipline.

G.H.G. HARPARKASH COLLEGE OF EDUCATION FOR WOMEN, SIDHWAN KHURD, LUDHIANA

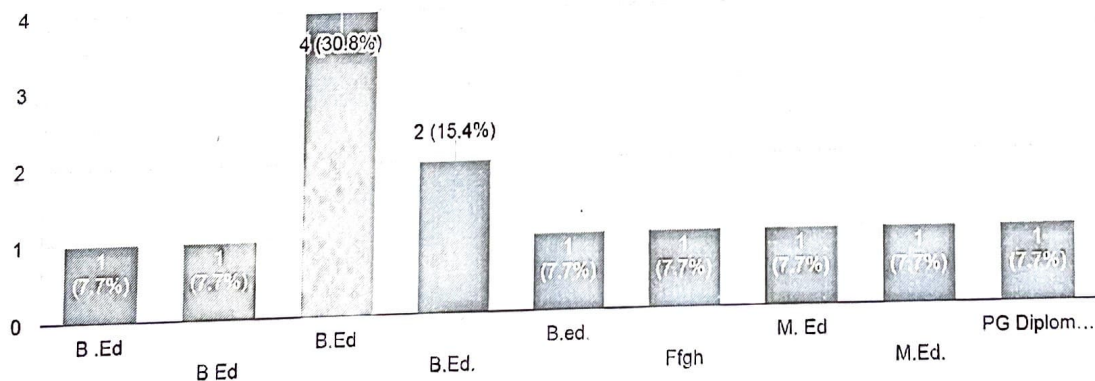
TEACHERS FEEDBACK ANALYSIS: 2021-22

DATA COLLECTION AND ANALYSIS

An effort was made to receive feedback from all Teachers of the college. For this purpose, a google form was created and sent to teachers. As many as 13 responses have been received from the teachers. In order to get comprehensive results, graphs have been used.

TEACHERS FEEDBACK

Program/Course
13 responses



Semester
13 responses

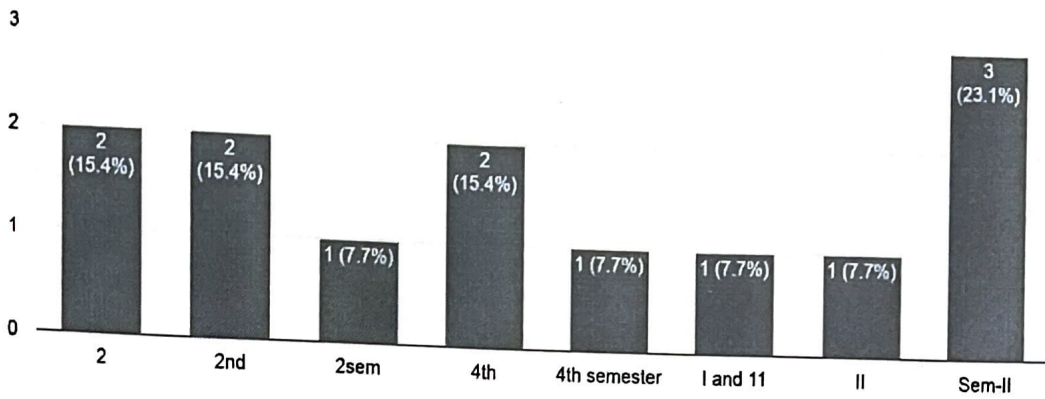


Chart-1 depicts 46.2% teachers were strongly agree, 53.8% were agree that curriculum is as per the need of the students..

The Curriculum is as per the needs of students
13 responses




Chart-2 depicts 53.8% teachers were strongly agree whereas 46.2% were agree that content of the course have been presented from simple to complex form .

The contents of the course have been presented from simple to complex form
13 responses




Chart-3 depicts that 53.8% of teachers were strongly agree, 38.5% were agree whereas 7.7% were undecided that programme outcomes and course outcomes of the curriculum are well defined.

Program outcomes and course outcomes of the curriculum are well defined
13 responses

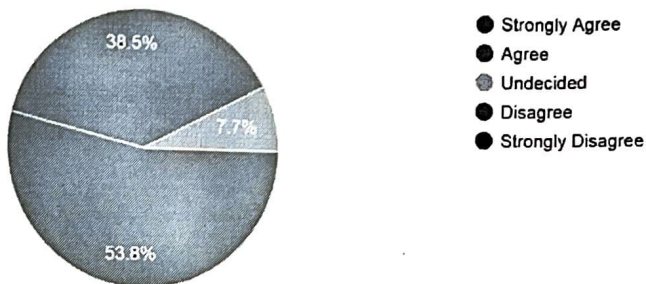


Chart-4 depicts that 15.4% of teachers were strongly agree, 76.9% were agree whereas 7.7% were undecided that the curriculum has the potential in developing the habit of learning among the students.

The curriculum has the potential in developing the habit of learning among the students
13 responses

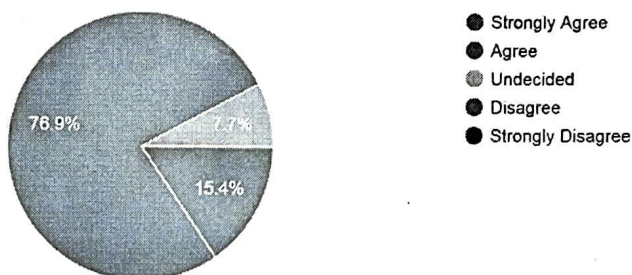


Chart-5 depicts that 30.8% of teachers were strongly agree, 46.2% were agree whereas 23.1% were undecided that the curriculum is balanced with regard to theoretical and practical knowledge.

The Curriculum is balanced with regard to the theoretical and Practical knowledge.
13 responses

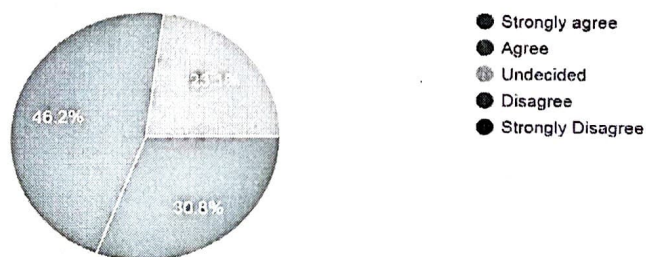


Chart- 6 depicts that 15.4 % of teachers were strongly agree, 61.5% were agree whereas 15.4% were undecided and 7.7% were disagree that the curriculum has focus on skill development.

The Curriculum has focus on skill development
13 responses

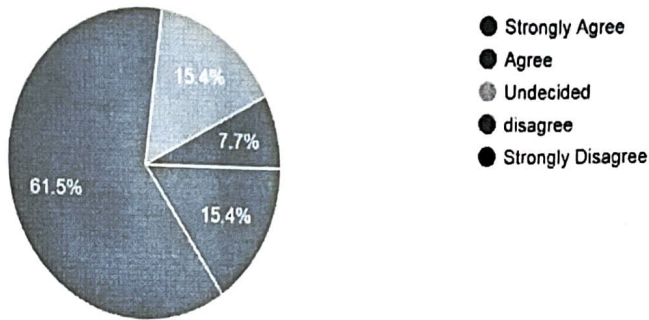


Chart-7 depicts that 61.5% of teachers were agree whereas 38.5% were strongly agree that sufficient reference material and books are available for the topics mentioned in the syllabus.

Sufficient reference material and books are available for the topics mentioned in the syllabus
13 responses




Chart -8 depicts that 61.5% of teachers were agree whereas 30.8% were strongly agree and 7.7% were disagree that length of the course content is covered with in the stipulated period.

Length of the course content is covered with in the stipulated period
13 responses

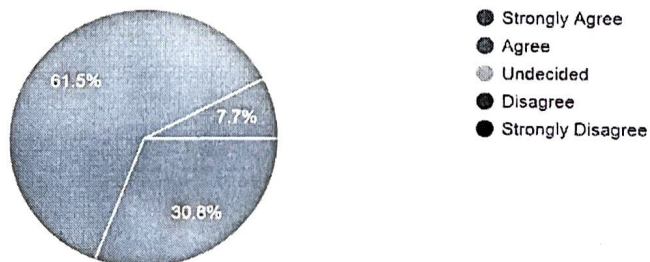
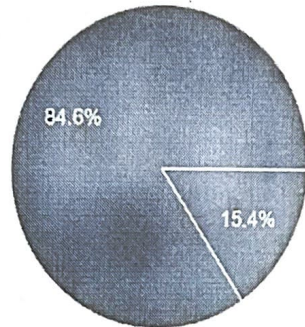


Chart-9 depicts that 84.6% of teachers were agree whereas 15.4% were strongly agree that the content of the curriculum are in tune with the UGC-NET/CSIR examination.


The content of the curriculum are in tune with the UGC-NET/CSIR examination
13 responses



- Strongly Agree
- Agree
- Undecided
- Disagree
- Strongly Disagree

Chart-10 depicts that 76.9% of teachers were agree whereas 23.1% were strongly agree that overall quality of the course content is satisfactory.

Overall quality of the course content is satisfactory
13 responses



- Strongly Agree
- Agree
- Undecided
- Disagree
- Strongly Disagree

Report of Feed Back from Practice Teaching Schools

Session 2021-22

DATA COLLECTION AND ANALYSIS


An effort was made to collect Feedback quantitatively and qualitatively from the mentors and Principals of practice teaching schools. For collecting quantitative feedback, a google form was created and sent to mentors and Principals of practice teaching schools. Qualitative feedback was collected in written personally. In order to get comprehensive results quantitatively bar charts are used. The results are presented as follows:

Findings

1. **Knowledge of the Subject:** On this parameter 20 % respondents revealed that internees have good knowledge of the subject whereas 80% respondents agreed that internee possess excellent knowledge of the subject matter.

Knowledge of the subject

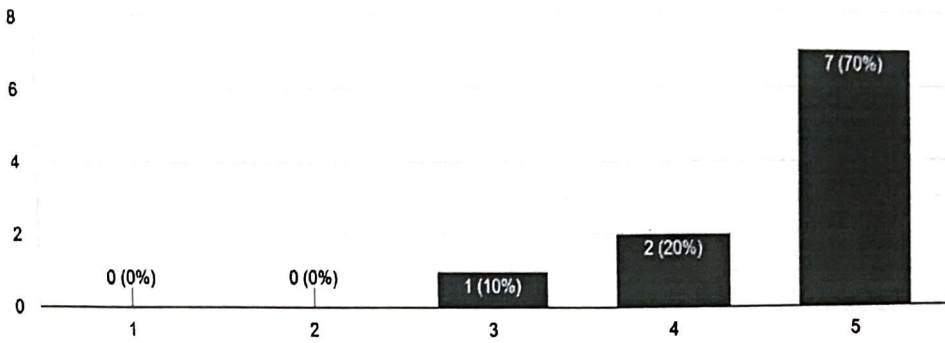
10 responses



2. **Communication Skills:** On this parameter 70 % Principals and mentors agreed that Internees have excellent communication skills 20% possess good communication skills and 10% revealed that they possess average level of communication skills.

Communication skills

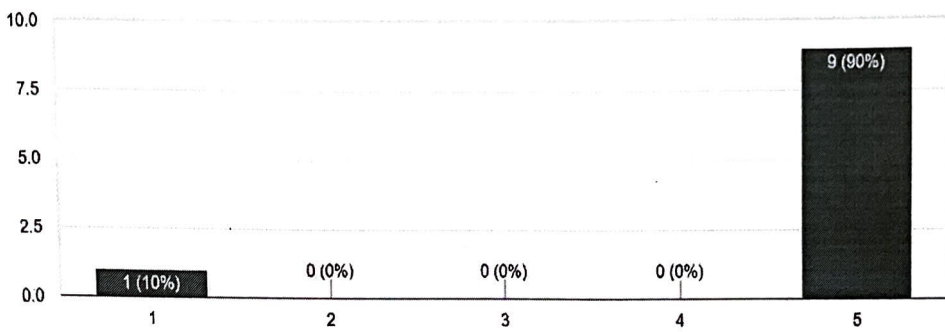
10 responses



3. Punctuality: On this parameter 90 % Principals and mentors agreed that Internees show excellent punctuality during internship.

Punctuality


10 responses



4. Cooperation and general behaviour with the school staff: On this parameter 100 % Principals and mentors agreed that Internees show excellent cooperation and general behaviour with the school staff.

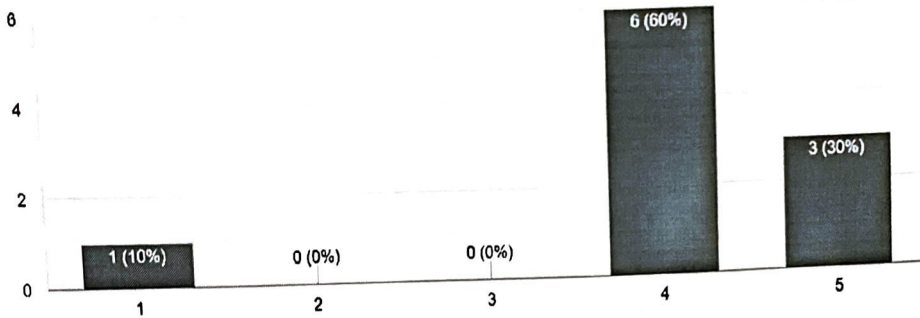
Cooperation and General Behavior with the school staff

10 responses



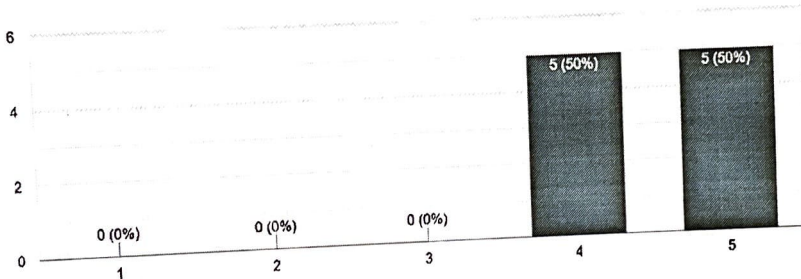
5. Ability to integrate topic with current situations: On this parameter 60 % Principals and mentors agreed that Internees have good ability to integrate topic with current situations whereas 30% revealed that internees possess excellent ability to integrate topic with current situations.

Ability to integrate topic with current situations
10 responses



6. Encouragement to students: On this parameter 50 % Principals and mentors agreed that Internees have good ability to encourage students whereas 50% revealed that internees possess excellent ability to encourage students.

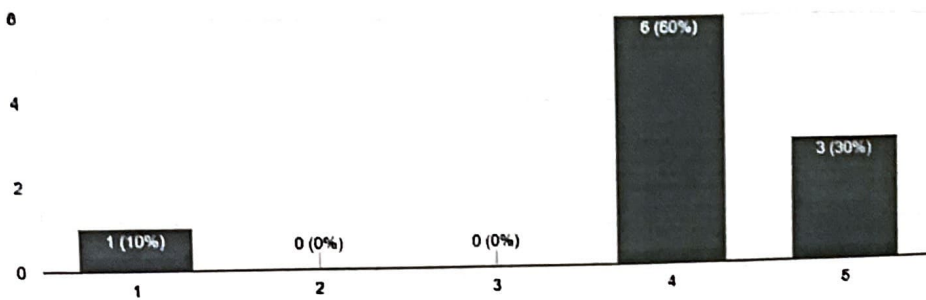
Encouragement to students
10 responses



7. Ability to use teaching aids and e-resources: On this parameter 60 % Principals and mentors agreed that Internees have good ability to use teaching aids and e-resources in the classrooms, students whereas 30% revealed that internees possess excellent ability to encourage students.

Ability to use teaching aids and e-resources

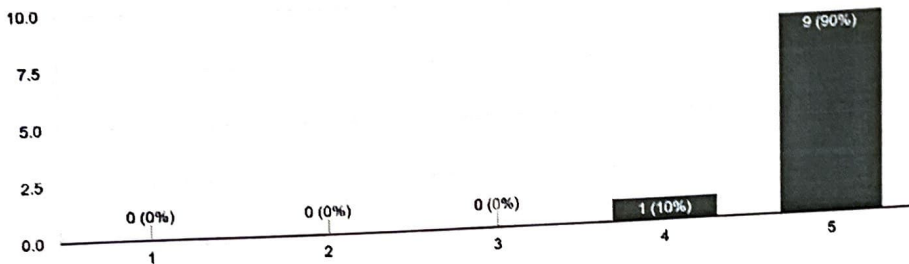
10 responses



8. Ability to maintain discipline: On this parameter 90 % Principals and mentors agreed that Internees have excellent ability to maintain discipline in the classes.

Ability to maintain discipline in the class

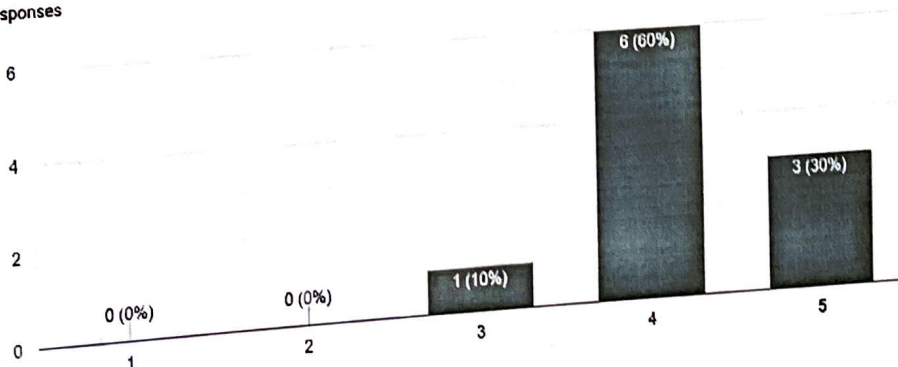
10 responses



9. Ability to organize co-curricular activities: On this parameter 60 % Principals and mentors agreed that Internees have good ability to organize co-curricular activities and 30% have excellent ability to organize co-curricular activities.

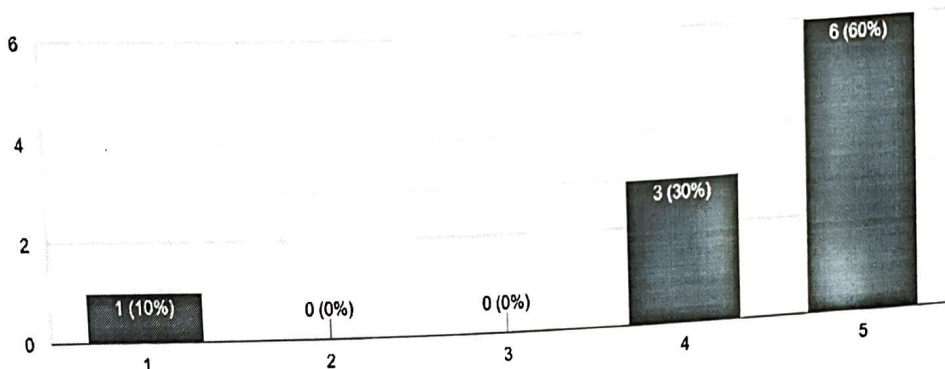
Ability to organize co-curricular activities

10 responses



10. Ability to organize co-curricular activities: On this parameter 60 % Principals and mentors agreed that Internees have excellent ability to organize prepare and maintain records and registers and 30% have good ability to prepare and maintain records and registers.

Ability to prepare and maintain records and registers
10 responses



Qualitative Analysis

The following points have been observed in qualitative feedback given by Principals and mentors of practice teaching schools:

Qualitative feedback by Principals of Internship Schools

Feedback about methodology of teaching: During the qualitative analysis of this feedback, it was found that most of the internees were found to be well prepared during internship as reported by 80% principals. It was also reported that did commendable teaching by using unique methodologies of teaching, audio visual aids and digital resources.

Feedback about organisation and participation in school activities: It was observed from the qualitative feedback by the principals that more than 90 % were found to be satisfied with the participation of internees in school activities. It was also reported by Principals that during internship internees whole heartedly organised and participated in science fairs, social sciences fair, morning assembly, co-curricular activities pertaining to dramatics, literary, fine arts and

ports. They also prepared school students for subject based interschool competitions.


Feedback about Behavioural aspects: It was observed that more than 90% Principals agreed that the behaviour of the internees was good. They also reported that internees are hardworking, obedient, punctual, enthusiastic to learn new things, dedicated and performed all the duties assigned very enthusiastically.

Qualitative feedback by Mentor teachers of Internship Schools

Feedback about methodology of teaching: During the qualitative analysis of this feedback, it was found that 90% mentors reported that most of the internees used effective methodology of teaching during internship. It was also reported that internees have mastery over the subject matter, and taught students as per the needs of the school students. They are tactful in handling the students, did activity-based teaching used teaching aids judiciously and always motivated students for developing interest in the subject. 10% reported that internees need to improve upon the usage of technology in classrooms

Feedback about organisation and participation of co-curricular activities: It was observed from the qualitative feedback by the mentors that approximately 70% mentors were found to be satisfied with the participation of internees in school activities. It was also reported by them that during internship internees organised and participated in co-curricular activities very enthusiastically.

Feedback about Behavioural aspects: It was observed that more than 90% mentors agreed that overall behaviour of the internees was impressive. They also reported that internees are obedient, possess impressive work ethics, diligent, responsible, confident, honest, punctual, hardworking, sincere, well behaved and enthusiastic performed all the duties assigned.

Submitted by
Dr Shally 
Associate Professor


Dr. Amandeep Kaur
Principal

G. H. G. Harparkash College
of Education for Women
SIDHWAN KHURD (Ldh.)